

REALFICTION™

P&G dreamoc manual.


Step 1. This is the tool you would need to open the machine.





Step 2. First take of the magnetic ad cover on front and back. Then screw of the star screws in the top front as shown in the picture, to lift up the topplate.



Step 3. Screw of the media player from the back.



Step 4. Screw of the media player and the metal plate, to get the LCD panel out.



Checklist and error search:

1. Check if the green diode on the media player flashes,
2. Try push the green restart button on the media player.
3. Check if all plugs are wheel connected to the LCD screen or the media player.
4. Check all power plugs.
5. Try restart the LCD panel on the push on buttons on the buttomside of the panel.

If nothing helps, please contact Realfiction at contact@realfiction.com